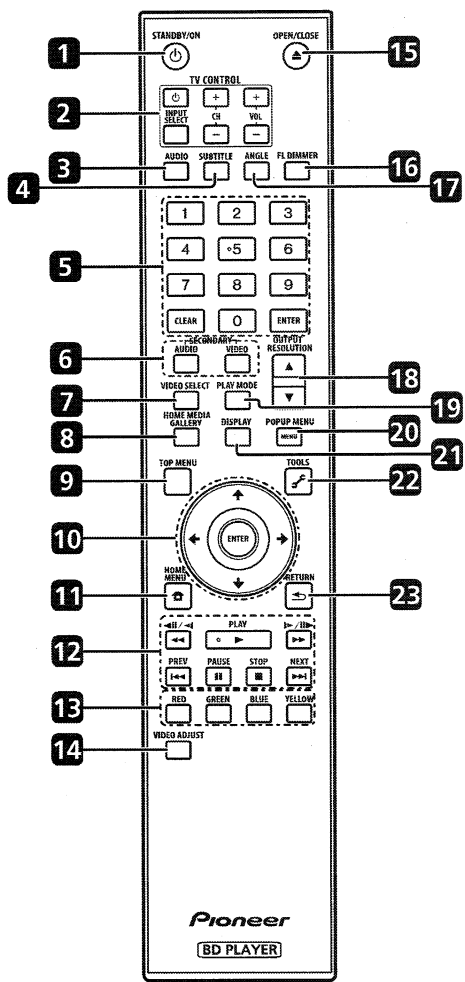


# Part Names and Functions

## Remote Control



- 1 **STANDBY/ON** – Press to turn the power on and off.
- 2 **TV CONTROL** – (page 20)
- 3 **AUDIO** – (page 26)
- 4 **SUBTITLE** – (page 25)
- 5 **Number buttons** – Use these to select and play the title/chapter/track you want to view or listen to and to select items from menus.  
**CLEAR** – Press to clear the numeric number, etc.  
**ENTER** – Press to execute the selected item or enter a setting that has been changed, etc.
- 6 **SECONDARY AUDIO** – (page 26)  
**SECONDARY VIDEO** – (page 26)

- 7 **VIDEO SELECT** – (page 22)
- 8 **HOME MEDIA GALLERY** – (page 31)
- 9 **TOP MENU** – Press to display the top menu of the BD-ROM or DVD-Video.
- 10 **↑/↓/←/→** – Use to select items, change settings and move the cursor.  
**ENTER** – Press to execute the selected item or enter a setting that has been changed, etc.
- 11 **HOME MENU** – (page 37)
- 12 **▶ PLAY** – (page 24)  
**⏸ PAUSE** – (page 24)  
**■ STOP** – (page 24)  
**⏮ PREV/⏭ NEXT** – (page 25)  
**⏪/⏩** – (page 25)  
**⏮/⏸/⏭** – (page 25)
- 13 **RED/GREEN/BLUE/YELLOW** – Use these to navigate BD-ROM menus.
- 14 **VIDEO ADJUST** – (page 34)
- 15 **▲ OPEN/CLOSE** – Press to open and close the disc tray.
- 16 **FL DIMMER** – When pressed, the brightness of the player's front panel display and the status of the indicators on the player's front panel changes.

Front panel display	Indicators		
	Blu-ray	FL OFF	HDMI <sup>1</sup>
Bright	Bright	Off	Lit
Medium	Bright	Off	Lit
Dark	Dark	Off	Lit
Off	Off	Lit	Off

- 1. This lights when an HDMI-compatible device is connected to an **HDMI OUT** terminal (page 14).
- 17 **ANGLE** – (page 25)
- 18 **OUTPUT RESOLUTION** – (page 22)
- 19 **PLAY MODE** – (page 28)
- 20 **POP UP MENU/MENU** – Press to display the BD-ROM or DVD-Video menus.
- 21 **DISPLAY** – (page 26)
- 22 **TOOLS** – (page 21)
- 23 **RETURN** – Press to return to the previous screen.

- To listen to audio with the player connected to an AV receiver or amplifier with an HDMI cable, connect the TV to the AV receiver or amplifier using an HDMI cable (page 16).
- When **HDMI** or **DIGITAL AUDIO** is selected at **Audio**, linear PCM audio signals (2 channels) are output from all terminals other than the ones selected at **Audio**.
- When **ANALOG AUDIO** is selected at **Audio**, no audio signals are output from the **HDMI OUT** or **DIGITAL OUT** terminals.

**For steps 5 to 7, the step to which you should proceed depends on the combination of the Video and Audio settings.**

### 5 Select and set the HDMI High Speed Transmission setting for the HDMI OUT terminal.

Use **←/→** to select, then press **ENTER**.

When **HDMI High Speed Transmission** for the **HDMI OUT** terminal is set to **On**, use a High Speed HDMI™ cable. The picture and sound may not be output properly if any other HDMI cable (for example a standard HDMI™ cable) or an HDMI cable with built-in equalizer is used.

### 6 Select the output video resolution from the COMPONENT VIDEO output terminals.

Use **↑/↓** to select, then press **ENTER**.

For details on the resolution settings, see *Switching the output video resolution* on page 22.

### 7 Select the aspect ratio of your TV.

Use **↑/↓** to select, then press **ENTER**.

### 8 Check the settings.

Select **Proceed**, then press **ENTER**.

### 9 Output test tones.

Use **←/→** to select **Yes**, then press **ENTER**.

### 10 Finish the Setup Navigator menu.

Use **←/→** to select **Finish**, then press **ENTER**.

To redo the settings from the start, select **Go Back**.

Depending on the output terminal setting of step 4 or the HDMI cable being used, it may happen that no picture and/or sound is output. If this happens, the setup returns to step 4 if there is no operation for over 30 seconds. Once the setup returns to step 4, redo the settings according to the connected devices and the HDMI cable being used.

### 11 Checking the picture quality settings or setting the picture quality

If a Pioneer Flat Panel TV or projector is connected to the player and **HDMI** is selected for **Video** in step 4, the player sets the picture quality automatically. The automatic picture quality setting screen appears. Press **ENTER**.

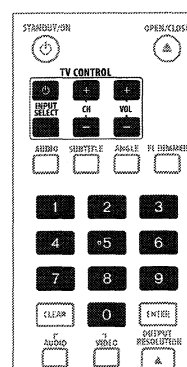
When the automatic picture quality setting screen does not appear, the manual picture quality setting screen appears. Use **↑/↓** to select the connected component, then press **ENTER**.

## Operating the TV with the player's remote control

When the manufacturer code for your brand of TV is set on the player's remote control, the TV can be operated using the player's remote control.

### ⚠ Caution

- For some models it may not be possible to operate the TV with the player's remote control, even for TVs of brands listed on the manufacturer code list.
- The setting may be restored to the default after the batteries are replaced. If this happens, reset it.



### 1 Input the 2-digit manufacturer code.

Press the number buttons (0 to 9) to input the code while pressing **TV CONTROL** ⏻.

### 📝 Note

- The factory setting is 00 (PIONEER).
- If you make a mistake when inputting the code, release **TV CONTROL** ⏻ then start over from the beginning.
- When there are multiple codes for a manufacturer, try inputting them in the indicated order until the TV can be operated.

### 2 Check that the TV can be operated.

Operate the TV using **TV CONTROL**.

⏻ – Press to turn the TV's power on and off.

**INPUT SELECT** – Press to switch the TV's input.

**CH +/-** – Press to select the TV channel.

**VOL +/-** – Press to adjust the volume.

## TV Preset code list

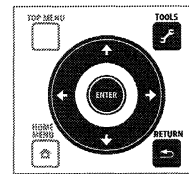
### Manufacturer Code(s)

**PIONEER** 00, 31, 32, 07, 36, 42, 51, 22  
**ACURA** 44  
**ADMIRAL** 31  
**AIWA** 60  
**AKAI** 32, 35, 42  
**AKURA** 41  
**ALBA** 07, 39, 41, 44  
**AMSTRAD** 42, 44, 47  
**ANITECH** 44  
**ASA** 45  
**ASUKA** 41  
**AUDIOGONIC** 07, 36  
**BASIC LINE** 41, 44  
**BAUR** 31, 07, 42  
**BEKO** 38  
**BEON** 07  
**BLAUPUNKT** 31  
**BLUE SKY** 41  
**BLUE STAR** 18  
**BPL** 18  
**BRANDT** 36  
**BTC** 41  
**BUSH** 07, 41, 42, 44, 47, 56  
**CASCADE** 44  
**CATHAY** 07  
**CENTURION** 07  
**CGB** 42  
**CIMLINE** 44  
**CLARIVOX** 07  
**CLATRONIC** 38  
**CONDOR** 38  
**CONTEC** 44  
**CROSLEY** 32  
**CROWN** 38, 44  
**CRYSTAL** 42  
**CYBERTRON** 41  
**DAEWOO** 07, 44, 56  
**DAINICHI** 41  
**DANSAI** 07  
**DAYTON** 44  
**DECCA** 07, 48  
**DIXI** 07, 44  
**DUMONT** 53  
**ELIN** 07  
**ELITE** 41  
**ELTA** 44  
**EMERSON** 42  
**ERRES** 07  
**FERGUSON** 07, 36, 51  
**FINLANDIA** 35, 43, 54  
**FINLUX** 32, 07, 45, 48, 53, 54  
**FIRSTLINE** 40, 44  
**FISHER** 32, 35, 38, 45  
**FORMENTI** 32, 07, 42  
**FRONTECH** 31, 42, 46  
**FRONTECH/PROTECH** 32  
**FUJITSU** 48  
**FUNAI** 40, 46, 58  
**GBC** 32, 42  
**GE** 00, 01, 08, 07, 10, 11, 17, 02, 28, 18  
**GEC** 07, 34, 48  
**GELOSO** 32, 44  
**GENERAL** 29  
**GENEXXA** 31, 41  
**GOLDSTAR** 10, 23, 21, 02, 07, 50  
**GOODMANS** 07, 39, 47, 48, 56  
**GORENJE** 38  
**GPM** 41  
**GRAETZ** 31, 42  
**GRANADA** 07, 35, 42, 43, 48  
**GRADIENTE** 30, 57  
**GRANDIN** 18  
**GRUNDIG** 31, 53  
**HANSEATIC** 07, 42  
**HCM** 18, 44  
**HINARI** 07, 41, 44  
**HISAWA** 18  
**HITACHI** 31, 33, 34, 36, 42, 43, 54, 06, 10, 24, 25, 18  
**HUANYU** 56  
**HYPSON** 07, 18, 46  
**ICE** 46, 47  
**IMPERIAL** 38, 42  
**INDIANA** 07  
**INGELEN** 31  
**INTERFUNK** 31, 32, 07, 42  
**INTERVISION** 46, 49  
**ISUKAI** 41  
**ITC** 42  
**ITT** 31, 32, 42  
**JEC** 05  
**JVC** 13, 23  
**KAISUI** 18, 41, 44  
**KAPSCH** 31  
**KENDO** 42  
**KENNEDY** 32, 42  
**KORPEL** 07  
**KOYODA** 44  
**LEYCO** 07, 40, 46, 48  
**LIESENK&TTER** 07  
**LOEWE** 07  
**LUXOR** 32, 42, 43  
**M-ELECTRONIC** 31, 44, 45, 54, 56, 07, 36, 51  
**MAGNADYNE** 32, 49  
**MAGNAFON** 49  
**MAGNAVOX** 07, 10, 03, 12, 29  
**MANESTH** 39, 46  
**MARANTZ** 07  
**MARK** 07  
**MATSUI** 07, 39, 40, 42, 44, 47, 48  
**MCMICHAEL** 34  
**MEDIATOR** 07  
**MEMOREX** 44  
**METZ** 31  
**MINERVA** 31, 53  
**MITSUBISHI** 09, 10, 02, 21, 31  
**MULTITECH** 44, 49  
**NEC** 59  
**NECKERMANN** 31, 07  
**NEI** 07, 42  
**NIKKAI** 05, 07, 41, 46, 48  
**NOBLIKO** 49  
**NOKIA** 32, 42, 52  
**NORDMENDE** 32, 36, 51, 52  
**OCEANIC** 31, 32, 42  
**ORION** 32, 07, 39, 40  
**OSAKI** 41, 46, 48  
**OSO** 41  
**OSUME** 48  
**OTTO VERSAND** 31, 32, 07, 42  
**PALLADIUM** 38  
**PANAMA** 46  
**PANASONIC** 31, 07, 08, 42, 22  
**PATHO CINEMA** 42  
**PAUSA** 44

**PHILCO** 32, 42  
**PHILIPS** 31, 07, 34, 56, 68  
**PHOENIX** 32  
**PHONOLA** 07  
**PROFEX** 42, 44  
**PROTECH** 07, 42, 44, 46, 49  
**QUELLE** 31, 32, 07, 42, 45, 53  
**R-LINE** 07  
**RADIOLA** 07  
**RADIOSHACK** 10, 23, 21, 02  
**RBM** 53  
**RCA** 01, 10, 15, 16, 17, 18, 61, 62, 09  
**REDIFFUSION** 32, 42  
**REX** 31, 46  
**ROADSTAR** 41, 44, 46  
**SABA** 31, 36, 42, 51  
**SAISHO** 39, 44, 46  
**SALORA** 31, 32, 42, 43  
**SAMBERS** 49  
**SAMSUNG** 07, 38, 44, 46, 69, 70  
**SANYO** 35, 45, 48, 21, 14, 91  
**SBR** 07, 34  
**SCHAUB LORENZ** 42  
**SCHNEIDER** 07, 41, 47  
**SEG** 42, 46  
**SEI** 32, 40, 49  
**SELECO** 31, 42  
**SHARP** 02, 19, 27, 67, 90  
**SIAREM** 32, 49  
**SIEMENS** 31  
**SINUDYNE** 32, 39, 40, 49  
**SKANTIC** 43  
**SOLAVOX** 31  
**SONOKO** 07, 44  
**SONOLOR** 31, 35  
**SONTEC** 07  
**SONY** 04  
**SOUNDWAVE** 07  
**STANDARD** 41, 44  
**STERN** 31  
**SUSUMU** 41  
**SYSLINE** 07  
**TANDY** 31, 41, 48  
**TASHIKO** 34  
**TATUNG** 07, 48  
**TEC** 42  
**TELEAVIA** 36  
**TELEFUNKEN** 36, 37, 52  
**TELETECH** 44  
**TENSAI** 40, 41  
**THOMSON** 36, 51, 52, 63  
**THORN** 31, 07, 42, 45, 48  
**TOMASHI** 18  
**TOSHIBA** 05, 02, 26, 21, 53  
**TOWADA** 42  
**ULTRAVOX** 32, 42, 49  
**UNIDEN** 92  
**UNIVERSUM** 31, 07, 38, 42, 45, 46, 54  
**VESTEL** 07  
**VICTOR** 13  
**VOXSON** 31  
**WALTHAM** 43  
**WATSON** 07  
**WATT RADIO** 32, 42, 49  
**WHITE WESTINGHOUSE** 07  
**YOKO** 07, 42, 46  
**ZENITH** 03, 20


## Using the TOOLS menu

Various functions can be called out according to the player's operating status.



### 1 Display the TOOLS menu.

Press **TOOLS**.



### 2 Select and set the item.

Use to select, then press **ENTER**.

### Note

- Items that cannot be changed are displayed in gray. The items that can be selected depend on the player's status.

## ❖ Language Code Table

Language name, **language code**, input code

Abkhazian, <b>ab/abk</b> , 0102	French, <b>fr/fra</b> , 0618	Malagasy, <b>mg/mlg</b> , 1307	Slovenian, <b>sl/slv</b> , 1912
Afar, <b>aa/aar</b> , 0101	Galician, <b>gl/glg</b> , 0712	Malay, <b>ms/msa</b> , 1319	Somali, <b>so/som</b> , 1915
Afrikaans, <b>af/afz</b> , 0106	Georgian, <b>ka/kat</b> , 1101	Malayalam, <b>ml/mal</b> , 1312	Sotho, Southern, <b>st/sot</b> , 1920
Albanian, <b>sq/sqj</b> , 1917	German, <b>de/deu</b> , 0405	Maltese, <b>mt/mlt</b> , 1320	Spanish, <b>es/spa</b> , 0519
Amharic, <b>am/amh</b> , 0113	Greek, <b>el/ell</b> , 0512	Maori, <b>mi/mri</b> , 1309	Sundanese, <b>su/sun</b> , 1921
Arabic, <b>ar/ara</b> , 0118	Guarani, <b>gn/grn</b> , 0714	Marathi, <b>mr/mar</b> , 1318	Swahili, <b>sw/swa</b> , 1923
Armenian, <b>hy/hye</b> , 0825	Gujarati, <b>gu/guj</b> , 0721	Mongolian, <b>mn/mon</b> , 1314	Swati, <b>ss/ssw</b> , 1919
Assamese, <b>as/asm</b> , 0119	Hausa, <b>ha/hau</b> , 0801	Moldavian, <b>mo/mol</b> , 1315	Swedish, <b>sv/swe</b> , 1922
Aymara, <b>ay/aym</b> , 0125	Hebrew, <b>iw/heb</b> , 0923	Nauru, <b>na/nau</b> , 1401	Tagalog, <b>tl/tgl</b> , 2012
Azerbaijani, <b>az/aze</b> , 0126	Hindi, <b>hi/hin</b> , 0809	Nepali, <b>ne/nep</b> , 1405	Tajik, <b>tg/tgk</b> , 2007
Bashkir, <b>ba/bak</b> , 0201	Hungarian, <b>hu/hun</b> , 0821	Norwegian, <b>no/nor</b> , 1415	Tamil, <b>ta/tam</b> , 2001
Basque, <b>eu/eus</b> , 0521	Icelandic, <b>is/isl</b> , 0919	Occitan, <b>oc/oci</b> , 1503	Tatar, <b>tt/tat</b> , 2020
Belarusian, <b>be/bel</b> , 0205	Indonesian, <b>in/ind</b> , 0914	Oriya, <b>or/ori</b> , 1518	Telugu, <b>te/tel</b> , 2005
Bengali, <b>bn/ben</b> , 0214	Interlingua, <b>ia/ina</b> , 0901	Oromo, <b>om/orm</b> , 1513	Thai, <b>th/tha</b> , 2008
Bihari, <b>bh/bih</b> , 0208	Interlingue, <b>ie/ile</b> , 0905	Panjabi, <b>pa/pan</b> , 1601	Tibetan, <b>bo/bod</b> , 0215
Bislama, <b>bi/bis</b> , 0209	Inupiaq, <b>ik/ipk</b> , 0911	Persian, <b>fa/fas</b> , 0601	Tigrinya, <b>ti/tir</b> , 2009
Breton, <b>br/bre</b> , 0218	Irish, <b>ga/gle</b> , 0701	Polish, <b>pl/pol</b> , 1612	Tonga (Tonga Islands), <b>to/ton</b> , 2015
Bulgarian, <b>bg/bul</b> , 0207	Italian, <b>it/ita</b> , 0920	Portuguese, <b>pt/por</b> , 1620	Tsonga, <b>ts/tso</b> , 2019
Burmese, <b>my/mya</b> , 1325	Japanese, <b>ja/jpn</b> , 1001	Pushto, <b>ps/pus</b> , 1619	Tswana, <b>tn/tsn</b> , 2014
Catalan, <b>ca/cat</b> , 0301	Javanese, <b>ja/jav</b> , 1023	Quechua, <b>qu/que</b> , 1721	Turkmen, <b>tk/tuk</b> , 2011
Central Khmer, <b>km/khm</b> , 1113	Kalaallisut, <b>kl/kal</b> , 1112	Romanian, <b>ro/ron</b> , 1815	Turkish, <b>tr/tur</b> , 2018
Chinese, <b>zh/zho</b> , 2608	Kannada, <b>kn/kan</b> , 1114	Romansch, <b>rm/roh</b> , 1813	Twi, <b>tw/twi</b> , 2023
Corsican, <b>co/cos</b> , 0315	Kashmiri, <b>ks/kas</b> , 1119	Rundi, <b>rn/run</b> , 1814	Ukrainian, <b>uk/ukr</b> , 2111
Croatian, <b>hr/hrv</b> , 0818	Kazakh, <b>kk/kaz</b> , 1111	Russian, <b>ru/rus</b> , 1821	Urdu, <b>ur/urd</b> , 2118
Czech, <b>cs/ces</b> , 0319	Kinyarwanda, <b>rw/kin</b> , 1823	Samoan, <b>sm/smo</b> , 1913	Uzbek, <b>uz/uzb</b> , 2126
Danish, <b>da/dan</b> , 0401	Kirghiz, <b>ky/kir</b> , 1125	Sango, <b>sg/sag</b> , 1907	Vietnamese, <b>vi/vie</b> , 2209
Dutch, <b>nl/nld</b> , 1412	Korean, <b>ko/kor</b> , 1115	Sanskrit, <b>sa/san</b> , 1901	Volapük, <b>vo/vol</b> , 2215
Dzongkha, <b>dz/dzo</b> , 0426	Kurdish, <b>ku/kur</b> , 1121	Scottish Gaelic, <b>gd/gla</b> , 0704	Welsh, <b>cy/cym</b> , 0325
English, <b>en/eng</b> , 0514	Lao, <b>lo/lao</b> , 1215	Serbian, <b>sr/srp</b> , 1918	Western Frisian, <b>fy/fry</b> , 0625
Esperanto, <b>eo/epo</b> , 0515	Latin, <b>la/lat</b> , 1201	Serbo-Croatian, <b>sh/---</b> , 1908	Wolof, <b>wo/wol</b> , 2315
Estonian, <b>et/est</b> , 0520	Latvian, <b>lv/lav</b> , 1222	Shona, <b>sn/sna</b> , 1914	Xhosa, <b>xh/xho</b> , 2408
Finnish, <b>fi/fi</b> , 0609	Lingala, <b>ln/lin</b> , 1214	Sindhi, <b>sd/snd</b> , 1904	Yiddish, <b>ji/yid</b> , 1009
Fijian, <b>fj/fij</b> , 0610	Lithuanian, <b>lt/lit</b> , 1220	Sinhalese, <b>si/sin</b> , 1909	Yoruba, <b>yo/yor</b> , 2515
Faroese, <b>fo/fao</b> , 0615	Macedonian, <b>mk/mkd</b> , 1311	Slovak, <b>sk/slk</b> , 1911	Zulu, <b>zu/zul</b> , 2621

## ❖ Country/Area Code Table

Country/Area name, **Country/Area code**, input code

Anguilla, <b>ai</b> , 0109	Estonia, <b>ee</b> , 0505	Luxembourg, <b>lu</b> , 1221	Slovakia, <b>sk</b> , 1911
Antigua and Barbuda, <b>ag</b> , 0107	Finland, <b>fi</b> , 0609	Macedonia, the Former Yugoslav Republic of, <b>mk</b> , 1311	Slovenia, <b>si</b> , 1909
Argentina, <b>ar</b> , 0118	France, <b>fr</b> , 0618	Malaysia, <b>my</b> , 1325	Spain, <b>es</b> , 0519
Armenia, <b>am</b> , 0113	Georgia, <b>ge</b> , 0705	Malta, <b>mt</b> , 1320	Suriname, <b>sr</b> , 1918
Australia, <b>au</b> , 0121	Germany, <b>de</b> , 0405	Mexico, <b>mx</b> , 1324	Sweden, <b>se</b> , 1905
Austria, <b>at</b> , 0120	Greece, <b>gr</b> , 0718	Moldova, Republic of, <b>md</b> , 1304	Switzerland, <b>ch</b> , 0308
Azerbaijan, <b>az</b> , 0126	Greenland, <b>gl</b> , 0712	Monaco, <b>mc</b> , 1303	Taiwan, Province of China, <b>tw</b> , 2023
Bahamas, <b>bs</b> , 0219	Grenada, <b>gd</b> , 0704	Montserrat, <b>ms</b> , 1319	Tajikistan, <b>tj</b> , 2010
Barbados, <b>bb</b> , 0202	Guyana, <b>gy</b> , 0725	Netherlands, <b>nl</b> , 1412	Thailand, <b>th</b> , 2008
Belarus, <b>by</b> , 0225	Haiti, <b>ht</b> , 0820	New Zealand, <b>nz</b> , 1426	Trinidad and Tobago, <b>tt</b> , 2020
Belgium, <b>be</b> , 0205	Hong Kong, <b>hk</b> , 0811	Norway, <b>no</b> , 1415	Tunisia, <b>tn</b> , 2014
Belize, <b>bz</b> , 0226	Hungary, <b>hu</b> , 0821	Pakistan, <b>pk</b> , 1611	Turkey, <b>tr</b> , 2018
Bermuda, <b>bm</b> , 0213	Iceland, <b>is</b> , 0919	Peru, <b>pe</b> , 1605	Turkmenistan, <b>tm</b> , 2013
Brazil, <b>br</b> , 0218	India, <b>in</b> , 0914	Philippines, <b>ph</b> , 1608	Turks and Caicos Islands, <b>tc</b> , 2003
Bulgaria, <b>bg</b> , 0207	Indonesia, <b>id</b> , 0904	Poland, <b>pl</b> , 1612	Ukraine, <b>ua</b> , 2101
Canada, <b>ca</b> , 0301	Ireland, <b>ie</b> , 0905	Portugal, <b>pt</b> , 1620	United Kingdom, <b>gb</b> , 0702
Cayman Islands, <b>ky</b> , 1125	Israel, <b>il</b> , 0912	Puerto Rico, <b>pr</b> , 1618	United States, <b>us</b> , 2119
Chile, <b>cl</b> , 0312	Italy, <b>it</b> , 0920	Romania, <b>ro</b> , 1815	Uruguay, <b>uy</b> , 2125
China, <b>cn</b> , 0314	Jamaica, <b>jm</b> , 1013	Russian Federation, <b>ru</b> , 1821	Uzbekistan, <b>uz</b> , 2126
Colombia, <b>co</b> , 0315	Japan, <b>jp</b> , 1016	Saint Kitts and Nevis, <b>kn</b> , 1114	Venezuela, <b>ve</b> , 2205
Croatia, <b>hr</b> , 0818	Kazakhstan, <b>kz</b> , 1126	Saint Lucia, <b>lc</b> , 1203	Virgin Islands, British, <b>vg</b> , 2207
Cyprus, <b>cy</b> , 0325	Korea, Republic of, <b>kr</b> , 1118	Saint Vincent and the Grenadines, <b>vc</b> , 2203	
Czech Republic, <b>cz</b> , 0326	Kyrgyzstan, <b>kg</b> , 1107	San Marino, <b>sm</b> , 1913	
Denmark, <b>dk</b> , 0411	Latvia, <b>lv</b> , 1222	Singapore, <b>sg</b> , 1907	
Dominica, <b>dm</b> , 0413	Liechtenstein, <b>li</b> , 1209		
Dominican Republic, <b>do</b> , 0415	Lithuania, <b>lt</b> , 1220		