

Accessories/Optional Accessory

Accessories

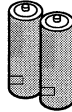
☒ Check you have all the items shown.

Accessories

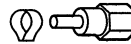
- ☐ Remote Control Transmitter
● N2QAYB000221



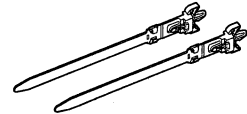
- ☐ Batteries for the Remote Control Transmitter (2)
● AA Battery



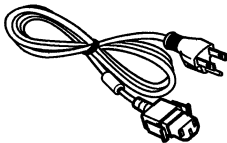
- ☐ Antenna Adapter
● F-Type for 5C-2V



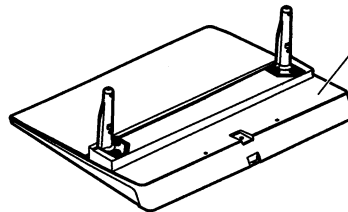
- ☐ Cable clampers (2)



- ☐ AC cord



- ☐ Pedestal
● TBLX0036 (TH-42PX80U)
● TBLX0037 (TH-50PX80U)



How to assemble (p.7)

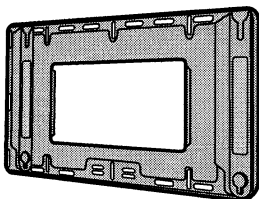
- ☐ Operating Instructions

- ☐ Product Registration Card (U.S.A.)

- ☐ Quick Setup Guide
(For viewing HD programming)

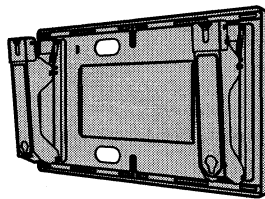
- ☐ Customer Care Plan Card (U.S.A.)

Optional Accessory



Wall-hanging bracket (vertical)

- TY-WK42PV3U
● TY-WK42PV4W



(angle)

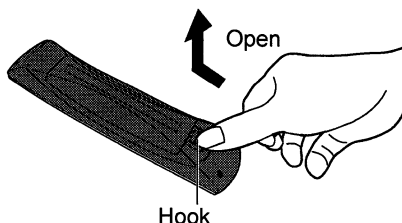
- TY-WK42PR3U
● TY-WK42PR4W

Note

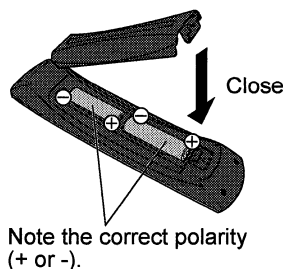
- In order to maintain the TV's performance and safety, be absolutely sure to ask your dealer or a licensed contractor to secure the wall-hanging brackets.
- Carefully read the instructions accompanying the plasma TV stand or pedestal, and be absolutely sure to take steps to prevent the TV from tipping over.
- Handle the TV carefully during installation since subjecting it to impact or other forces may cause its panel to crack.

Installing the remote's batteries

1



2

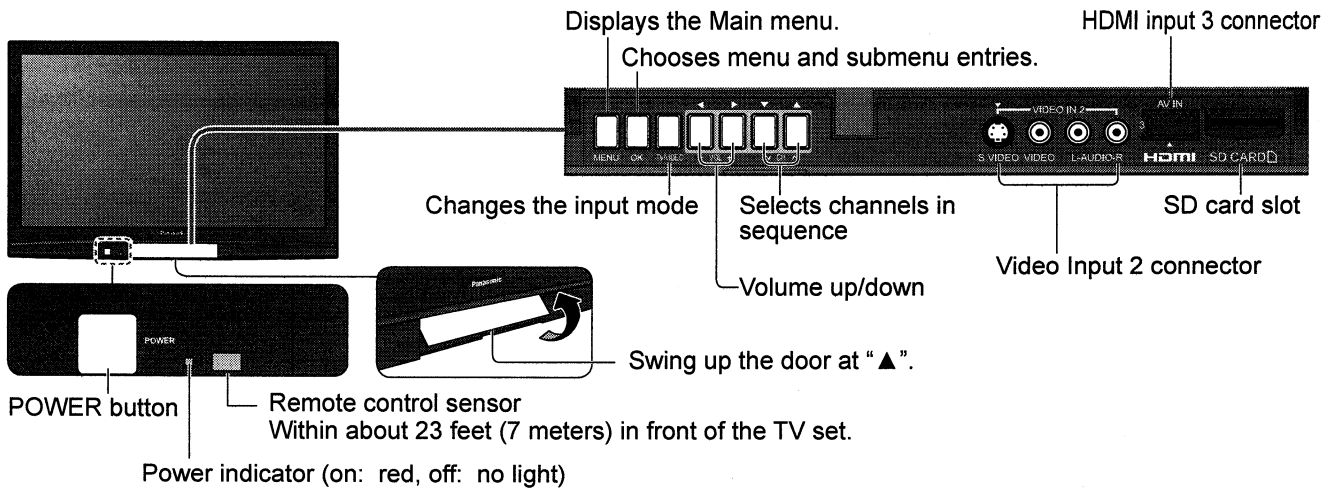


Caution

- Incorrect installation may cause battery leakage and corrosion, resulting in damage to the remote control.
- Do not mix old and new batteries.
- Do not mix different battery types (such as alkaline and manganese batteries).
- Do not use rechargeable (Ni-Cd) batteries.
- Do not burn or break batteries.

Identifying Controls

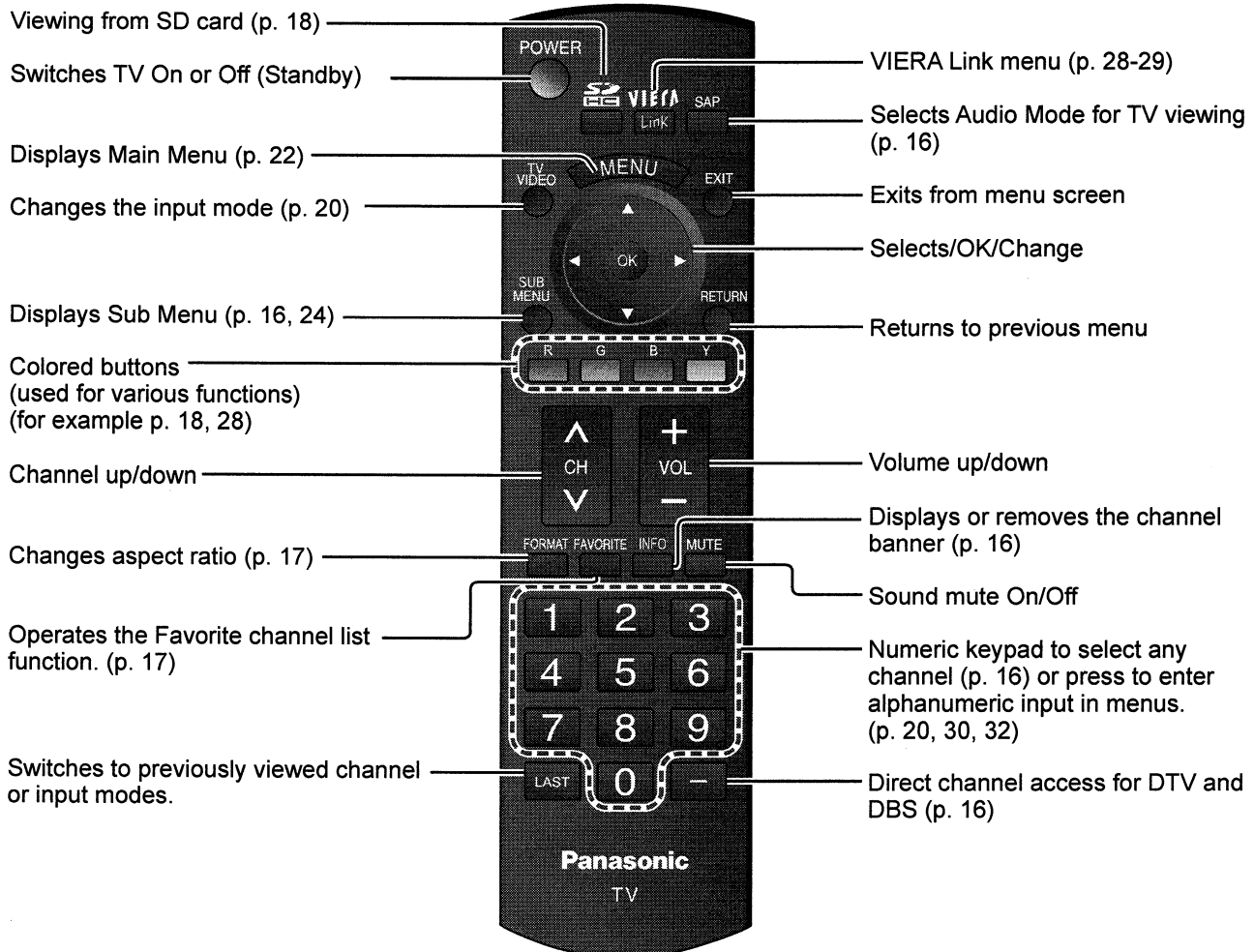
TV controls/indicators



Note

- The TV consumes a limited amount of power as long as the power cord is inserted into the wall outlet.



Remote control



FAQ

Before requesting service or assistance, please follow these simple guides to resolve the problem.
If the problem still persists, please contact your local Panasonic dealer or Panasonic Service Center for assistance.
For details (p. 48, 49)
For additional assistance, please contact us via the website at:
www.panasonic.com/contactinfo
www.panasonic.ca

White spots or shadow images (noise)


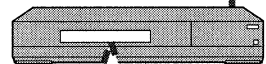
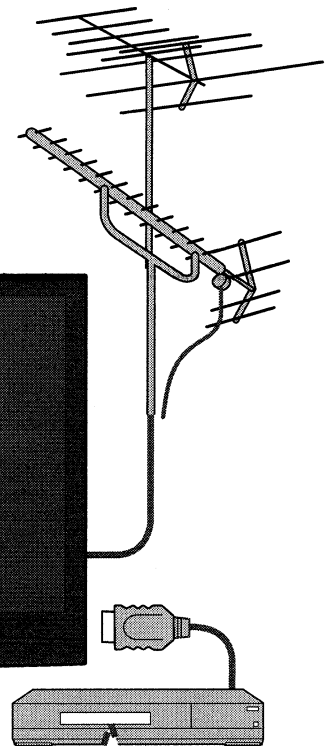



- Check the position, direction, and connection of the antenna.

Interference or frozen digital channels (intermittent sound)



- Change the direction of antenna for digital channels.
- Check "Signal meter" (p. 33). If the signal is weak, check the antenna and consult your local dealer.



Pictures from external equipment are distorted when the unit is connected via HDMI

- Is the HDMI cable connected properly? (p. 37, 38)
- Turn Off the TV unit and equipment, then turn them On again.
- Check an input signal from the equipment. (p. 42)
- Use equipment compliant with EIA/CEA-861/861B.

Recording does not start immediately

- Check the settings of the recorder. For details, read the manual of the recorder.

The remote control does not work

- Are the batteries installed correctly? (p. 6)
- Has the battery run down?